



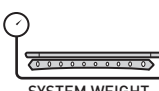
VEHICLE					PIONEER	CONNECTOR	HEIGHT ADDED (mm/in)	
TOYOTA LandCruiser 300 Series 4WD/SUV 5 dr					52103	RTL5	87 / 3.4	
VEHICLE NOTES	- Use caution when operating sunroof							
REGION	AUS	NZ	USA	CA	SA	UK	EU	ZA
AVAILABILITY	✓	✓	x	x	x	x	x	✓
RUNNING DATES	2021 -	2022 -	-	-	-	-	-	2021 -

VISIT THE ONLINE  
CALCULATOR FOR  
CURRENT SYSTEM  
LOAD LIMIT DATA



**DYNAMIC LOAD LIMIT (ON AND OFF-ROAD):**

**\*USE THE VEHICLE MANUFACTURER'S MAXIMUM ROOF ALLOWANCE IF IT IS LOWER THAN THE FIGURE LISTED**


 CARGO
  SYSTEM WEIGHT

UP TO **113 Kg**  
**249 lbs**


**+**

**37 Kg**  
**82 lbs**

**=**


 LOAD LIMIT
 

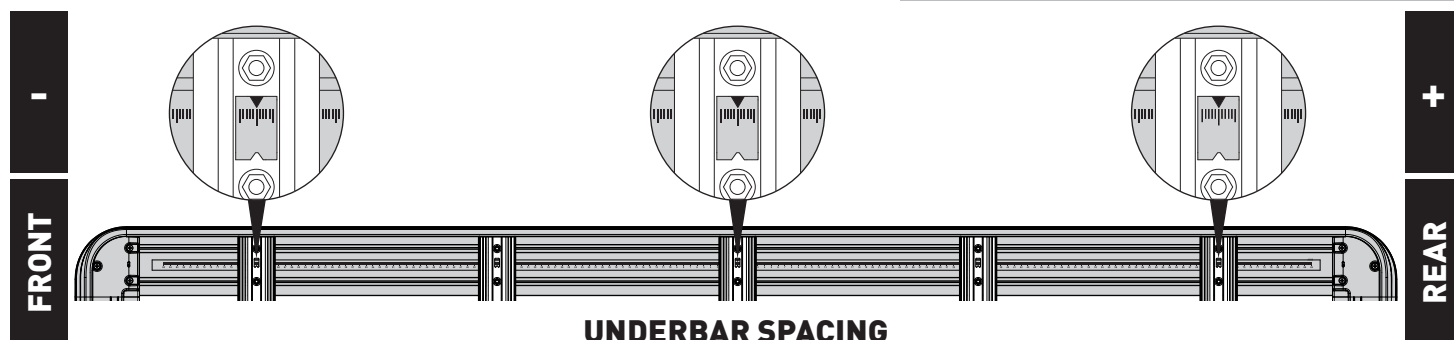
OR

 Max kg

UP TO **150 Kg**  
**331 lbs**

**\*VEHICLE MANUFACTURER'S ROOF LOAD LIMIT**

 TOTAL STATIC LOAD LIMIT: UP TO 375 Kg / 827 lbs\*



BAR NO.	A	B	C	D	E	F	G
DIMENSION (CM)	-74.5	-33	8.5	41	73		
SPACERS REQ'D							
CONNECTOR	BACKBONE		BACKBONE		BACKBONE		

## NOTES FOR DEALERS / FITTERS

It is your responsibility to ensure these fitting instructions are given to the end user or client.

These instructions remain the property of Rhino-Rack Australia Pty. Ltd. and may not be used or changed for any other purpose than intended.

Document No: R3095  
 Issue No: 2  
 Issue Date: 09-Feb-22  
 Page 1 of 1