


VEHICLE				PIONEER	CONNECTOR	HEIGHT ADDED (mm/in)		
SUBARU Outback Wilderness Gen 6 Wagon Raised Rail 5 dr				52100	SX100	144 / 5.7		
VEHICLE NOTES	Due to the width of the Subaru rails, wind fairing RWFS is not compatible with this system -							
REGION	AUS	NZ	USA	CA	SA	UK	EU	ZA
AVAILABILITY	x	x	✓	✓	x	x	x	x
RUNNING DATES	-	-	2020 -	2020 -	-	-	-	-

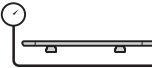
VISIT THE ONLINE CALCULATOR FOR CURRENT SYSTEM LOAD LIMIT DATA




DYNAMIC LOAD LIMIT (ON AND OFF-ROAD):
 *USE THE VEHICLE MANUFACTURER'S MAXIMUM ROOF ALLOWANCE IF IT IS LOWER THAN THE FIGURE LISTED



 CARGO
 UP TO **60 Kg**
132 lbs

+



 SYSTEM WEIGHT
 UP TO **20 Kg**
44 lbs

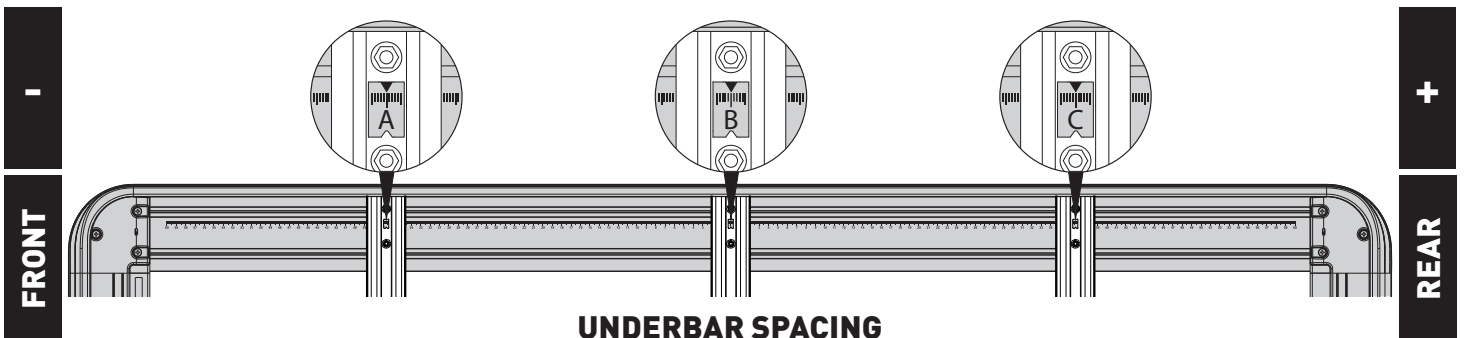
=


 LOAD LIMIT
 UP TO **80 Kg**
176 lbs

OR
 
 Max kg

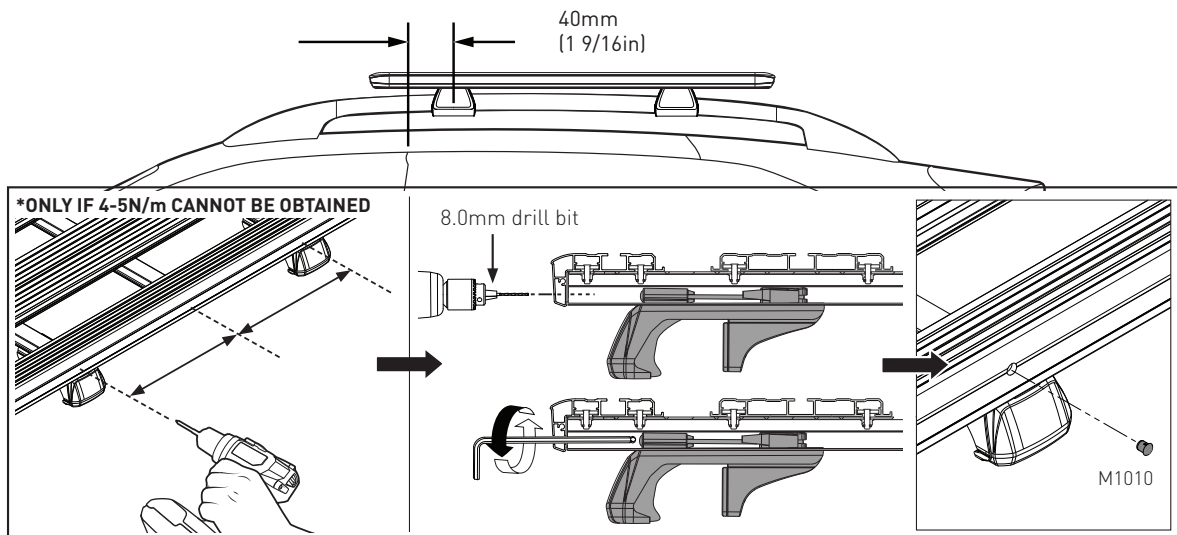
*VEHICLE MANUFACTURER'S ROOF LOAD LIMIT


TOTAL STATIC LOAD LIMIT: UP TO 200 Kg / 441 lbs*



UNDERBAR SPACING

BAR NO.	A	B	C	D	E	F	G
DIMENSION (CM)	-40	0	40				
SPACERS REQ'D							
CONNECTOR	SX		SX				



NOTES FOR DEALERS / FITTERS

It is your responsibility to ensure these fitting instructions are given to the end user or client.

Document No: R2871
 Issue No: 2
 Issue Date: 07-Mar-23