


VEHICLE	PIONEER		CONNECTOR		HEIGHT ADDED (mm/in)			
TOYOTA Highlander/Kluger XU70 Gen 4 4WD/SUV Flush Rail 5 dr	52100		RCH4		65.0 / 2.6			
VEHICLE NOTES	- Do not operate sunroof							
REGION	AUS	NZ	USA	CA	SA	UK	EU	ZA
AVAILABILITY	✓	✓	✓	✓	✓	✓	✓	×
RUNNING DATES	2021 -	2021 -	2020 -	2020 -	2020 -	2021 -	2021 -	-

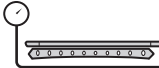
VISIT THE ONLINE CALCULATOR FOR CURRENT SYSTEM LOAD LIMIT DATA




DYNAMIC LOAD LIMIT (ON AND OFF-ROAD):
 *USE THE VEHICLE MANUFACTURER'S MAXIMUM ROOF ALLOWANCE IF IT IS LOWER THAN THE FIGURE LISTED


 CARGO
 UP TO **70 Kg**
154 lbs


+



 SYSTEM WEIGHT
5 Kg
11 lbs

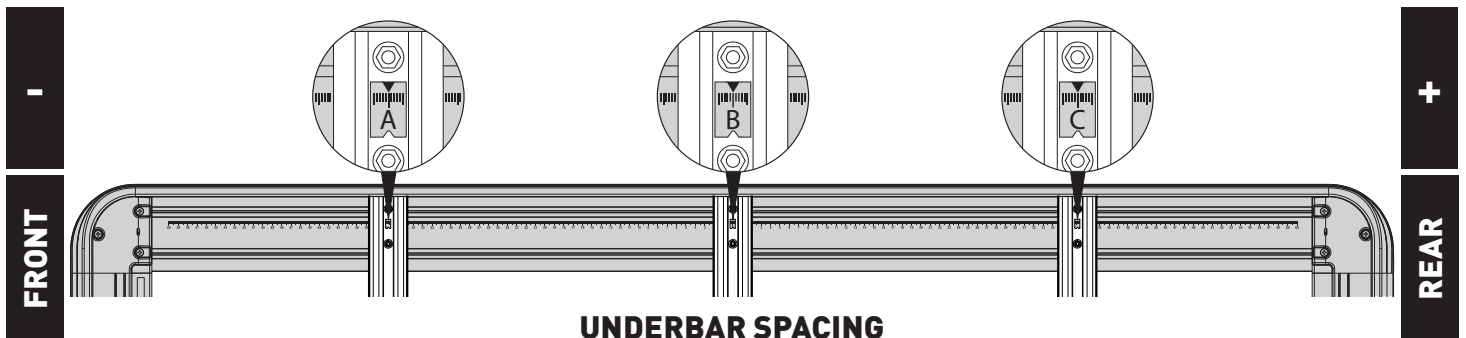
=


 LOAD LIMIT
 UP TO **75 Kg**
165 lbs

OR


 Max kg
***VEHICLE MANUFACTURER'S ROOF LOAD LIMIT**


TOTAL STATIC LOAD LIMIT: UP TO 187 Kg / 412 lbs*



BAR NO.	A	B	C	D	E	F	G
DIMENSION (CM)	-40.5	12.5	40.5				
SPACERS REQ'D							
CONNECTOR	RCH		RCH				

NOTES FOR DEALERS / FITTERS

It is your responsibility to ensure these fitting instructions are given to the end user or client.