
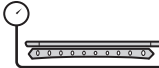





VEHICLE	PIONEER		CONNECTOR		HEIGHT ADDED (mm/in)			
FORD F250 Super Crew Pickup/Ute Factory Mounts 4 dr	52113		RF2B3					
VEHICLE NOTES	Requires Kit SP309 - Do not operate sunroof							
REGION	AUS	NZ	USA	CA	SA	UK	EU	ZA
AVAILABILITY	✓	✓	✓	✓	x	✓	✓	✓
RUNNING DATES	2018 -	2018 -	2018 -	2018 -	-	2018 -	2018 -	2018 -

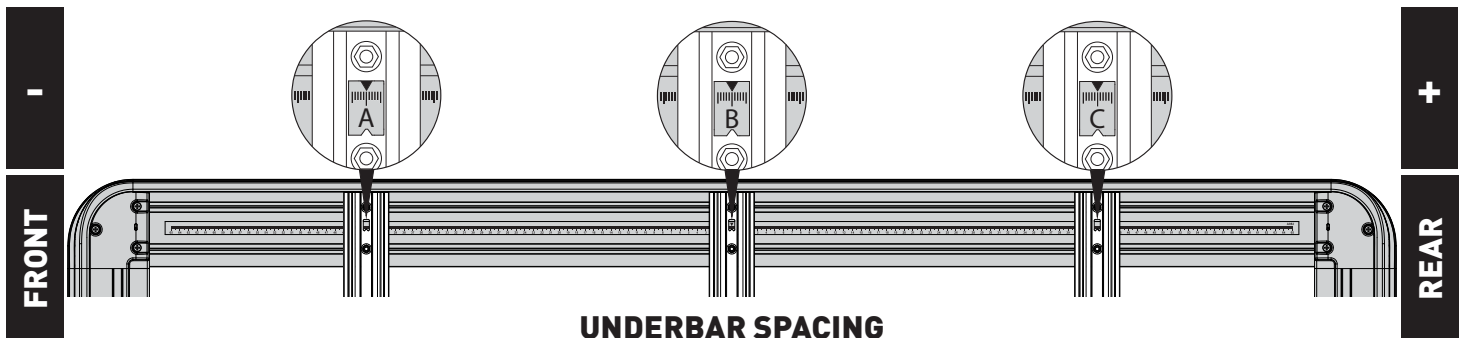
VISIT THE ONLINE  
LOAD LIMIT  
CALCULATOR FOR  
CURRENT LOAD DATA



**DYNAMIC LOAD LIMIT (ON AND OFF-ROAD):**  
 \*USE THE VEHICLE MANUFACTURER'S MAXIMUM ROOF ALLOWANCE IF IT IS LOWER THAN THE FIGURE LISTED

 CARGO	 SYSTEM WEIGHT	 LOAD LIMIT	OR	 Max kg
UP TO <b>124 Kg</b> <b>273 lbs</b>	+	<b>26 Kg</b> <b>57 lbs</b>	=	UP TO <b>150 Kg</b> <b>331 lbs</b>
				<b>*VEHICLE MANUFACTURER'S ROOF LOAD LIMIT</b>


**TOTAL STATIC LOAD LIMIT: UP TO 350 Kg / 772 lbs\***



BAR NO.	A	B	C	D	E	F	G
DIMENSION (CM)	-45.5	0	57.5				
SPACERS REQ'D							
CONNECTOR	BACKBONE		BACKBONE				

### NOTES FOR DEALERS / FITTERS

It is your responsibility to ensure these fitting instructions are given to the end user or client.

Document No: R2711  
 Issue No: 2  
 Issue Date: 19-Mar-21