


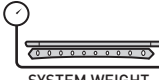
| VEHICLE | | | | PIONEER | | CONNECTOR | HEIGHT ADDED (mm/in) | |
|--|--------------------------|-------------|-----|---------|----|-------------|----------------------|-------------|
| VOLKSWAGEN Transporter Low Roof T5 Van Factory Mounts 2 dr | | | | 52105 | | RLTFT5 | 123 / 4.8 | |
| VEHICLE NOTES | - Do not operate sunroof | | | | | | | |
| REGION | AUS | NZ | USA | CA | SA | UK | EU | ZA |
| AVAILABILITY | ✓ | ✓ | x | x | x | ✓ | ✓ | ✓ |
| RUNNING DATES | 2004 - 2015 | 2004 - 2015 | - | - | - | 2003 - 2015 | 2003 - 2015 | 2004 - 2015 |

VISIT THE ONLINE
LOAD LIMIT
CALCULATOR FOR
CURRENT LOAD DATA



DYNAMIC LOAD LIMIT (ON AND OFF-ROAD):

***USE THE VEHICLE MANUFACTURER'S MAXIMUM ROOF ALLOWANCE IF IT IS LOWER THAN THE FIGURE LISTED**


 CARGO
 SYSTEM WEIGHT

UP TO **53 Kg**
117 lbs

+

47 Kg
104 lbs


=


 LOAD LIMIT

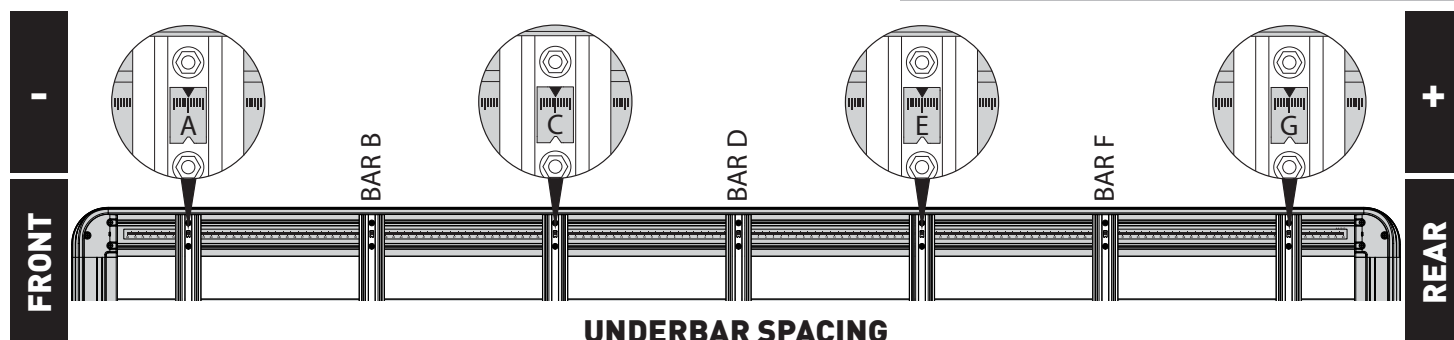
UP TO **100 Kg**
220 lbs

***VEHICLE MANUFACTURER'S ROOF LOAD LIMIT**

OR



 TOTAL STATIC LOAD LIMIT: UP TO 280 Kg / lbs*



| BAR NO. | A | B | C | D | E | F | G |
|----------------|---------------------|-------|--------|------|--------|------|---------------------|
| DIMENSION (CM) | -92.1 | -79.4 | -28.1 | -1.5 | 52.1 | 78.4 | 114.5 |
| SPACERS REQ'D | VA-FK1 / LHS-A1PAIR | | VA-FK1 | | VA-FK1 | | VA-FK1 / LHS-A1PAIR |
| CONNECTOR | RLTF | | RLTF | | RLTF | | RLTF |

NOTES FOR DEALERS / FITTERS

It is your responsibility to ensure these fitting instructions are given to the end user or client.

Document No: R2277
Issue No: 2
Issue Date: 06-Apr-21