


VEHICLE		PIONEER		CONNECTOR		HEIGHT ADDED (mm/in)		
TOYOTA Land Cruiser 100 Series 4WD/SUV Factory Mounts 4 dr		52104		RCH6				
VEHICLE NOTES	Vehicles fitted with a dust deflector on the rear, top-hinged tailgate, add 5.3cm to each of the underbar dimensions to move the tray forward to avoid interference. - Do not operate sunroof							
REGION	AUS	NZ	USA	CA	SA	UK	EU	ZA
AVAILABILITY	✓	✓	✓	✓	x	✓	✓	✓
RUNNING DATES	1998 - 2007	1998 - 2007	1998 - 2007	1998 - 2007	-	1998 - 2007	1998 - 2007	1998 - 2007

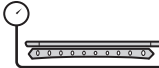
VISIT THE ONLINE  
LOAD LIMIT  
CALCULATOR FOR  
CURRENT LOAD DATA




**DYNAMIC LOAD LIMIT (ON AND OFF-ROAD):**  
 \*USE THE VEHICLE MANUFACTURER'S MAXIMUM ROOF ALLOWANCE IF IT IS LOWER THAN THE FIGURE LISTED

  
 CARGO  
 UP TO **86 Kg**  
**190 lbs**


+


  
 SYSTEM WEIGHT  
 UP TO **34 Kg**  
**75 lbs**

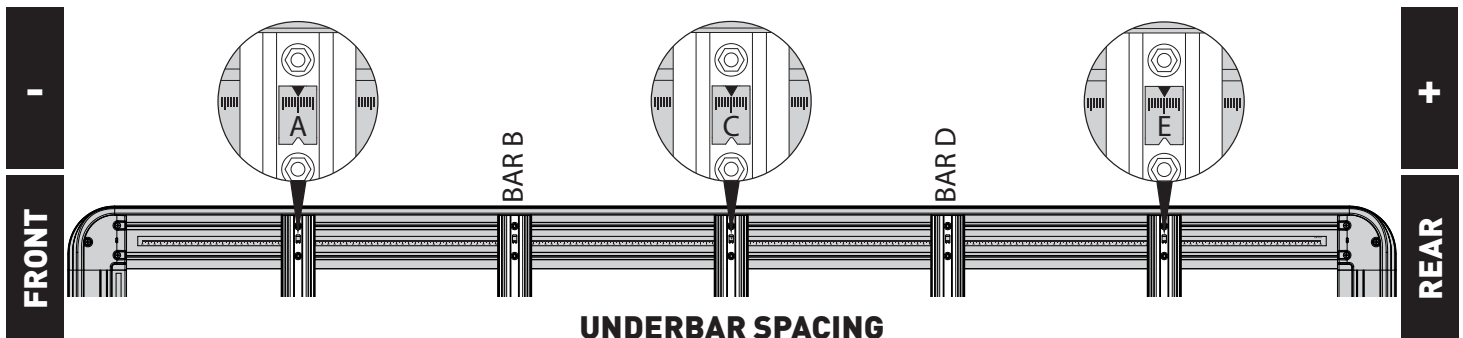
=

  
 LOAD LIMIT  
 UP TO **120 Kg**  
**265 lbs**

OR

  
 Max kg  
 \*VEHICLE  
 MANUFACTURER'S  
 ROOF LOAD LIMIT


**TOTAL STATIC LOAD LIMIT: UP TO 330 Kg / 728 lbs\***



BAR NO.	A	B	C	D	E	F	G
DIMENSION (CM)	-53.1	-15.6	13.7	43.4	84.5		
SPACERS REQ'D							
CONNECTOR	RCH		RCH		RCH		

## NOTES FOR DEALERS / FITTERS

It is your responsibility to ensure these fitting instructions are given to the end user or client.

Document No: R2268  
 Issue No: 2  
 Issue Date: 19-Mar-21