


VEHICLE				PIONEER		CONNECTOR		HEIGHT ADDED (mm/in)	
VOLKSWAGEN Transporter T5 Van Factory Mounts 2 dr				52103		RLTFT5			
VEHICLE NOTES	- Do not operate sunroof								
REGION	AUS	NZ	USA	CA	SA	UK	EU	ZA	
AVAILABILITY	✓	✓	x	x	x	x	x	x	
RUNNING DATES	2004 - 2015	2004 - 2015	-	-	-	-	-	-	

VISIT THE ONLINE
LOAD LIMIT
CALCULATOR FOR
CURRENT LOAD DATA




DYNAMIC LOAD LIMIT (ON AND OFF-ROAD):

***USE THE VEHICLE MANUFACTURER'S MAXIMUM ROOF ALLOWANCE IF IT IS LOWER THAN THE FIGURE LISTED**



CARGO

UP TO **66 Kg**
146 lbs




SYSTEM WEIGHT

34 Kg
75 lbs

+


=



LOAD LIMIT


UP TO **100 Kg**
220 lbs

OR

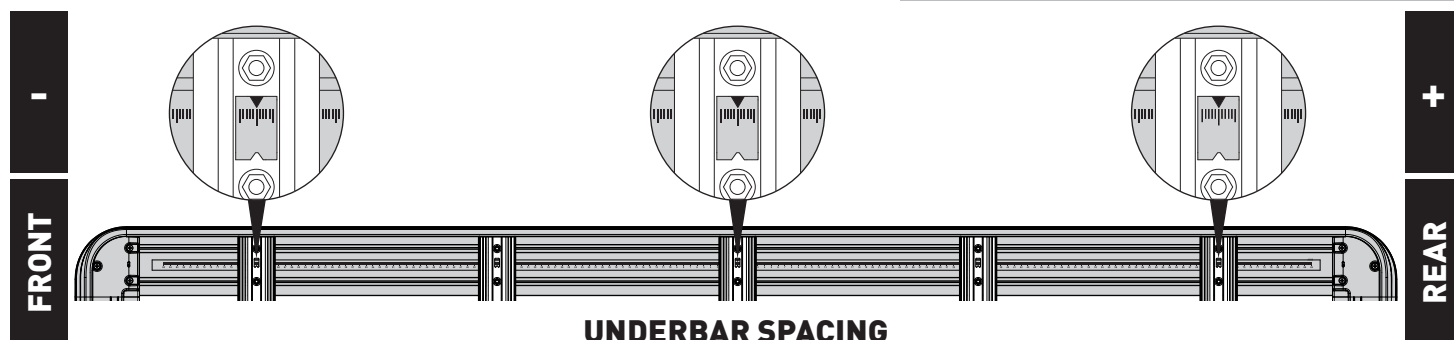


Max kg

***VEHICLE MANUFACTURER'S ROOF LOAD LIMIT**



TOTAL STATIC LOAD LIMIT: UP TO 280 Kg / 617 lbs*



BAR NO.	A	B	C	D	E	F	G
DIMENSION (CM)	-68.1	-30	12.1	38.4	74.5		
SPACERS REQ'D	VA-FK1		VA-FK1		VA-FK1 / LHS-A1PAIR		
CONNECTOR	RLTF		RLTF		RLTF		

NOTES FOR DEALERS / FITTERS

It is your responsibility to ensure these fitting instructions are given to the end user or client.

Document No: R2213
Issue No: 2
Issue Date: 19-Mar-21