


VEHICLE	PIONEER		CONNECTOR		HEIGHT ADDED (mm/in)			
LEXUS GX 470 4WD/SUV Raised Rail 5 dr	52102		RLTP					
VEHICLE NOTES	- Do not operate sunroof							
REGION	AUS	NZ	USA	CA	SA	UK	EU	ZA
AVAILABILITY	x	x	x	x	x	x	x	x
RUNNING DATES	-	-	-	-	-	-	-	-


VISIT THE ONLINE
LOAD LIMIT
CALCULATOR FOR
CURRENT LOAD DATA




DYNAMIC LOAD LIMIT (ON AND OFF-ROAD):
 *USE THE VEHICLE MANUFACTURER'S MAXIMUM ROOF ALLOWANCE IF IT IS LOWER THAN THE FIGURE LISTED


 CARGO
 UP TO **70 Kg**
154 lbs


+



 SYSTEM WEIGHT
 UP TO **30 Kg**
66 lbs

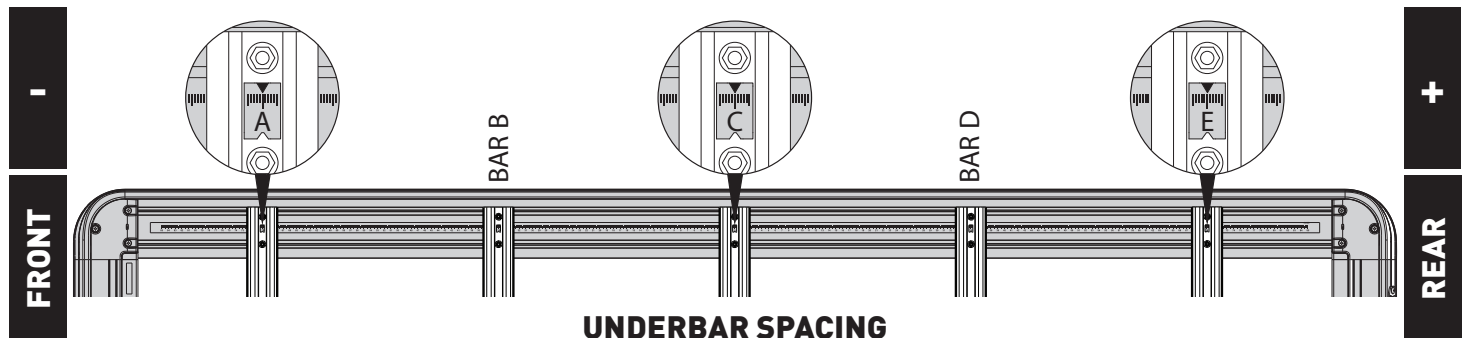
=


 LOAD LIMIT
 UP TO **100 Kg**
220 lbs

OR


 Max kg
 *VEHICLE
 MANUFACTURER'S
 ROOF LOAD LIMIT


TOTAL STATIC LOAD LIMIT: UP TO 280 Kg / 617 lbs*



UNDERBAR SPACING

BAR NO.	A	B	C	D	E	F	G
DIMENSION (CM)							
SPACERS REQ'D	VA-FK1 / LHS-A1PAIR		VA-FK1		VA-FK1 / LHS-A1PAIR		
CONNECTOR	RLTP		RLTP		RLTP		

NOTES FOR DEALERS / FITTERS

It is your responsibility to ensure these fitting instructions are given to the end user or client.

Document No: R2184
 Issue No: 2
 Issue Date: 19-Mar-21