
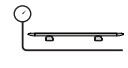




| VEHICLE | | | | | PIONEER | CONNECTOR | HEIGHT ADDED mm / in | |
|--|--------------------------|--------|-----|----|---------|-----------|----------------------|----|
| NISSAN Navara (Frontier) NP300 Pickup/Ute 4 dr | | | | | 62109 | RLT600 | 109 / 4 | |
| REGION | AUS | NZ | USA | CA | SA | UK | EU | ZA |
| AVAILABILITY | ✓ | ✓ | ✗ | ✗ | ✓ | ✗ | ✗ | ✗ |
| RUN DATES | 2015 - | 2015 - | - | - | 2015 - | - | - | - |
| VEHICLE NOTES | - Do not operate sunroof | | | | | | | |

VISIT THE ONLINE CALCULATOR FOR CURRENT SYSTEM LOAD LIMIT DATA

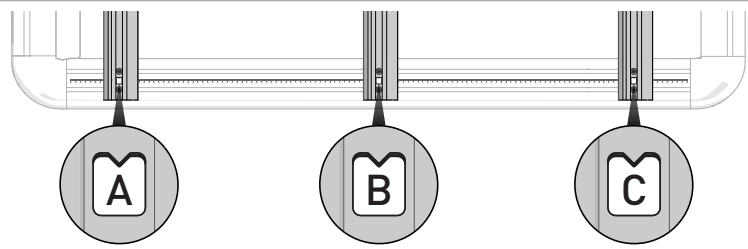


DYNAMIC ROAD LOAD LIMIT (NOTE: DIFFERENT ON AND OFF ROAD CARGO LIMIT)
***USE THE VEHICLE MANUFACTURER'S MAXIMUM ROOF ALLOWANCE IF IT IS LOWER THAN THE FIGURE LISTED**

| | | | |
|---|--|--|--|
|  LOAD LIMIT |  SYSTEM WEIGHT |  ON ROAD CARGO LIMIT |  OFF ROAD CARGO LIMIT (ON ROAD CARGO LIMIT / 1.5) |
| UP TO 100 Kg* 220 lbs | UP TO 18 Kg 39 lbs | UP TO 82 Kg 181 lbs | UP TO 55 Kg 121 lbs |

OR

UNDERBAR SPACING

| | FRONT | A | B | C | D | E | F | G | REAR |
|-------------------------------|-------|---|---|--------|---|---|---|---|------|
| | |  | | | | | | | |
| BAR | | A | B | C | D | E | F | G | |
| DIMENSION (CM) | | -42.5 | 0 | 42.5 | | | | | |
| SPACERS REQ'D | | QMW05 | | QMW05 | | | | | |
| CONNECTOR | | RLT600 | | RLT600 | | | | | |
| OUTER UNDERBAR COVER (mm/in) | | Refer to Step 11-12 in Pioneer Series 6 Fitting Instructions to trim B and C | | | | | | | |
| CENTRE UNDERBAR COVER (mm/in) | | Refer to Step 11-12 in Pioneer Series 6 Fitting Instructions to trim B and C | | | | | | | |

NOTES FOR DEALERS / FITTERS

It is your responsibility to ensure these fitting instructions are given to the end user or client.