
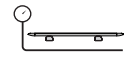




VEHICLE					PIONEER	CONNECTOR	HEIGHT ADDED mm / in	
FORD Everest UA 4WD/SUV Flush Rail 5 dr					62102	RCL6	100.0 / 4	
REGION	AUS	NZ	USA	CA	SA	UK	EU	ZA
AVAILABILITY	✓	✓	✗	✗	✗	✗	✗	✓
RUN DATES	2015 - 2022	2015 - 2022	-	-	-	-	-	2015 - 2022
VEHICLE NOTES	- Do not operate sunroof							

VISIT THE ONLINE CALCULATOR FOR CURRENT SYSTEM LOAD LIMIT DATA



DYNAMIC ROAD LOAD LIMIT (NOTE: DIFFERENT ON AND OFF ROAD CARGO LIMIT)
***USE THE VEHICLE MANUFACTURER'S MAXIMUM ROOF ALLOWANCE IF IT IS LOWER THAN THE FIGURE LISTED**

 LOAD LIMIT	 SYSTEM WEIGHT	 ON ROAD CARGO LIMIT	 OFF ROAD CARGO LIMIT (ON ROAD CARGO LIMIT / 1.5)
UP TO 100 Kg* 220 lbs	UP TO 24 Kg 53 lbs	UP TO 76 Kg 167 lbs	UP TO 50 Kg 111 lbs

OR

UNDERBAR SPACING

	BAR	A	B	C	D	E	F	G
FRONT	DIMENSION (CM)	-75.3	-44.4	-13.4	21.5	56.4		
	SPACERS REQ'D	QMVA05 / SUB0671				QMVA15 / SUB0671		
	CONNECTOR	RCL		RCL		RCL		
	OUTER UNDERBAR COVER (mm/in)	Refer to Step 11-12 in Pioneer Series 6 Fitting Instructions to trim B and C						
	CENTRE UNDERBAR COVER (mm/in)	Refer to Step 11-12 in Pioneer Series 6 Fitting Instructions to trim B and C						

NOTES FOR DEALERS / FITTERS

It is your responsibility to ensure these fitting instructions are given to the end user or client.