
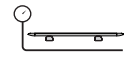




VEHICLE					PIONEER	CONNECTOR	HEIGHT ADDED mm / in	
TOYOTA Hilux Double Cab Gen 7 Pickup/Ute Bare Roof 4 dr					62100	RCH4		
REGION	AUS	NZ	USA	CA	SA	UK	EU	ZA
AVAILABILITY	✓	✓	✗	✗	✗	✓	✓	✓
RUN DATES	2005 - 2015	2005 - 2015	-	-	-	2005 - 2015	2005 - 2015	2005 - 2015
VEHICLE NOTES	- Do not operate sunroof							

VISIT THE ONLINE CALCULATOR FOR CURRENT SYSTEM LOAD LIMIT DATA

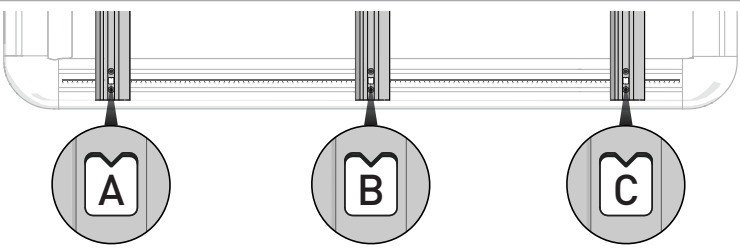


DYNAMIC ROAD LOAD LIMIT (NOTE: DIFFERENT ON AND OFF ROAD CARGO LIMIT)
***USE THE VEHICLE MANUFACTURER'S MAXIMUM ROOF ALLOWANCE IF IT IS LOWER THAN THE FIGURE LISTED**

 LOAD LIMIT	 SYSTEM WEIGHT	 ON ROAD CARGO LIMIT	 OFF ROAD CARGO LIMIT (ON ROAD CARGO LIMIT / 1.5)
UP TO 100 Kg* 220 lbs	UP TO 19 Kg 42 lbs	UP TO 81 Kg 178 lbs	UP TO 54 Kg 119 lbs

OR

UNDERBAR SPACING

FRONT								REAR
BAR	A	B	C	D	E	F	G	
DIMENSION (CM)	-39	0	46					
SPACERS REQ'D								
CONNECTOR	RCH		RCH					
OUTER UNDERBAR COVER (mm/in)	Refer to Step 11-12 in Pioneer Series 6 Fitting Instructions to trim B and C							
CENTRE UNDERBAR COVER (mm/in)	Refer to Step 11-12 in Pioneer Series 6 Fitting Instructions to trim B and C							

NOTES FOR DEALERS / FITTERS

It is your responsibility to ensure these fitting instructions are given to the end user or client.