
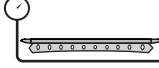





VEHICLE					PIONEER	CONNECTOR	HEIGHT ADDED mm / in	
HONDA CR-V Gen 5 4WD-SUV Flush Rail 5dr					62109	RHCB2	116 / 4.6	
REGION	AUS	NZ	USA	CA	SA	UK	EU	ZA
AVAILABILITY	✓	✓	✓	✓	✓	✓	✓	x
RUN DATES	2017 - 2023	2017 - 2023	2017 - 2022	2017 - 2022	2017 - 2022	2017 - 2023	2017 - 2022	-
VEHICLE NOTES	Requires RHCB2 - Sunroof can be operated							

VISIT THE ONLINE CALCULATOR FOR CURRENT SYSTEM LOAD LIMIT DATA




DYNAMIC LOAD LIMIT (ON AND OFF-ROAD):
***USE THE VEHICLE MANUFACTURER'S MAXIMUM ROOF ALLOWANCE IF IT IS LOWER THAN THE FIGURE LISTED**

 CARGO	 SYSTEM WEIGHT	+	=	 LOAD LIMIT	OR	 Max kg
UP TO 100 Kg 220 lbs				UP TO 120 Kg 264 lbs		*VEHICLE MANUFACTURER'S ROOF LOAD LIMIT


TOTAL STATIC LOAD LIMIT: UP TO 300 Kg / 661 lbs*

UNDERBAR SPACING

	FRONT	A	B	C	D	E	F	G	REAR
									
BAR		A	B	C	D	E	F	G	
DIMENSION (CM)		-42.5	0	42.5					
SPACERS REQ'D									
CONNECTOR		BACKBONE		BACKBONE					
OUTER UNDERBAR COVER (mm/in)		Refer to Step 13 in Pioneer Series 6 Fitting Instructions to trim B and C							
CENTRE UNDERBAR COVER (mm/in)		Refer to Step 13 in Pioneer Series 6 Fitting Instructions to trim A							

NOTES FOR DEALERS / FITTERS

It is your responsibility to ensure these fitting instructions are given to the end user or client.