

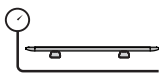





VEHICLE					PIONEER	CONNECTOR	HEIGHT ADDED mm / in	
HONDA CR-V Gen 6 4WD-SUV Flush Rail 5dr					62109	RCL4	112 / 4.4	
REGION	AUS	NZ	USA	CA	SA	UK	EU	ZA
AVAILABILITY	✓	✓	✓	✓	✓	✓	✓	x
RUN DATES	2023 -	2023 -	2022 -	2022 -	2022 -	2023 -	2023 -	-
VEHICLE NOTES	Requires RCP89-BK -							

VISIT THE ONLINE CALCULATOR FOR CURRENT SYSTEM LOAD LIMIT DATA


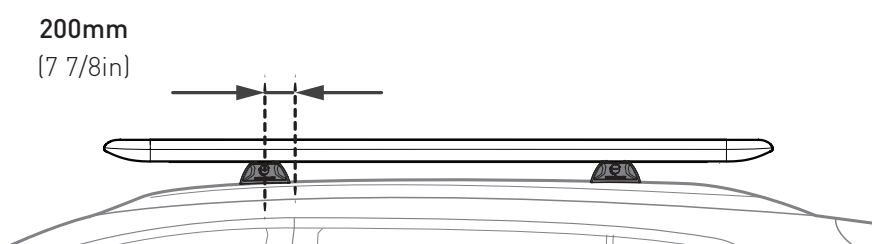


DYNAMIC LOAD LIMIT (ON AND OFF-ROAD):
***USE THE VEHICLE MANUFACTURER'S MAXIMUM ROOF ALLOWANCE IF IT IS LOWER THAN THE FIGURE LISTED**

 CARGO	 SYSTEM WEIGHT	+	=	 LOAD LIMIT	OR	 Max kg
UP TO 62 Kg 137 lbs				UP TO 80 Kg 176 lbs		*VEHICLE MANUFACTURER'S ROOF LOAD LIMIT

 **TOTAL STATIC LOAD LIMIT: UP TO 250 Kg / 551 lbs***

UNDERBAR SPACING

	A	B	C	D	E	F	G	
FRONT								REAR
BAR	A	B	C	D	E	F	G	
DIMENSION (CM)	-42.6	-5.6	31.4					
SPACERS REQ'D			QMVA10					
CONNECTOR	RCL4		RCL4					
OUTER UNDERBAR COVER (mm/in)	Refer to Step 11-12 in Pioneer Series 6 Fitting Instructions to trim B and C							
CENTRE UNDERBAR COVER (mm/in)	Refer to Step 11-12 in Pioneer Series 6 Fitting Instructions to trim A							

NOTES FOR DEALERS / FITTERS

It is your responsibility to ensure these fitting instructions are given to the end user or client.