


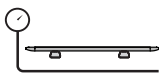
VEHICLE					PIONEER	CONNECTOR	HEIGHT ADDED mm / in	
TOYOTA Hiace SLWB Gen 5 Van Gutters 2dr					62105	RL210S10		
REGION	AUS	NZ	USA	CA	SA	UK	EU	ZA
AVAILABILITY	✓	✓	✗	✗	✗	✗	✗	✗
RUN DATES	2005 - 2019	2005 - 2019	-	-	-	-	-	-
VEHICLE NOTES	- Do not operate sunroof							

VISIT THE ONLINE CALCULATOR FOR CURRENT SYSTEM LOAD LIMIT DATA




DYNAMIC LOAD LIMIT (ON AND OFF-ROAD):
***USE THE VEHICLE MANUFACTURER'S MAXIMUM ROOF ALLOWANCE IF IT IS LOWER THAN THE FIGURE LISTED**



 CARGO


 SYSTEM WEIGHT

+


 LOAD LIMIT

OR



 Max kg

UP TO **63 Kg**
138 lbs

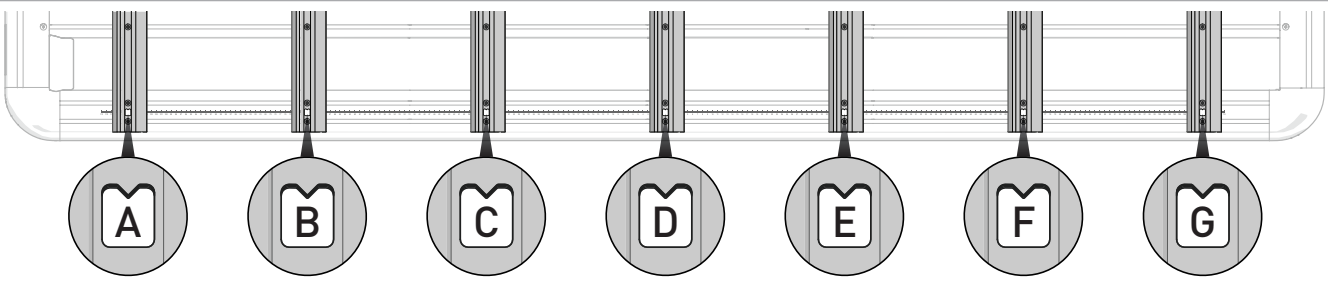
=

UP TO **100 Kg**
220 lbs

*VEHICLE
 MANUFACTURER'S
 ROOF LOAD LIMIT


TOTAL STATIC LOAD LIMIT: UP TO 250 Kg / 551 lbs*

UNDERBAR SPACING

FRONT								REAR
BAR	A	B	C	D	E	F	G	
DIMENSION (CM)	-113	-79.4	-41.5	-1.5	42.5	78.4	118.5	
SPACERS REQ'D	VA-FK1		VA-FK1		VA-FK1		VA-FK1	
CONNECTOR	RL210		RL210		RL210		RL210	
OUTER UNDERBAR COVER (mm/in)	Refer to Step 11-12 in Pioneer Series 6 Fitting Instructions to trim B and C							
CENTRE UNDERBAR COVER (mm/in)	Refer to Step 11-12 in Pioneer Series 6 Fitting Instructions to trim A							

NOTES FOR DEALERS / FITTERS

It is your responsibility to ensure these fitting instructions are given to the end user or client.