

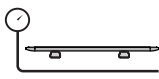


| VEHICLE | | | | | PIONEER | CONNECTOR | HEIGHT ADDED mm / in | |
|---|--------------------------|--------|-----|----|---------|-----------|----------------------|--------|
| VOLKSWAGEN Amarok Dual Cab 2H Pickup-Ute Factory Mounts 4dr | | | | | 62110 | RCH4 | | |
| REGION | AUS | NZ | USA | CA | SA | UK | EU | ZA |
| AVAILABILITY | ✓ | ✓ | ✗ | ✗ | ✗ | ✓ | ✓ | ✓ |
| RUN DATES | 2011 - | 2011 - | - | - | - | 2011 - | 2011 - | 2011 - |
| VEHICLE NOTES | - Do not operate sunroof | | | | | | | |

VISIT THE ONLINE
CALCULATOR FOR
CURRENT SYSTEM
LOAD LIMIT DATA



DYNAMIC LOAD LIMIT (ON AND OFF-ROAD):
***USE THE VEHICLE MANUFACTURER'S MAXIMUM ROOF ALLOWANCE IF IT IS LOWER THAN THE FIGURE LISTED**



 CARGO
  SYSTEM WEIGHT

UP TO **80 Kg**
176 lbs

+


UP TO **20 Kg**
44 lbs

=

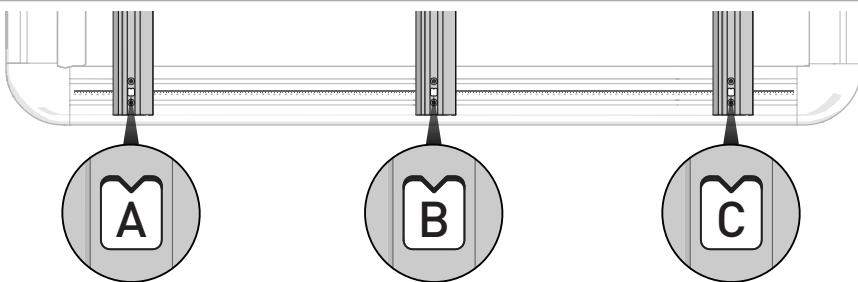
 LOAD LIMIT
 OR
  Max kg

UP TO **100 Kg**
220 lbs

***VEHICLE MANUFACTURER'S ROOF LOAD LIMIT**

 TOTAL **STATIC** LOAD LIMIT: UP TO 250 Kg / 551 lbs*

UNDERBAR SPACING

| | | | | | | | | |
|-------|---|--|---|------|---|---|---|------|
| FRONT |  | | | | | | | REAR |
| | BAR | A | B | C | D | E | F | G |
| | DIMENSION (CM) | -40 | 0 | 36.2 | | | | |
| | SPACERS REQ'D | | | | | | | |
| | CONNECTOR | RCH | | RCH | | | | |
| | OUTER UNDERBAR COVER (mm/in) | Refer to Step 11-12 in Pioneer Series 6 Fitting Instructions to trim B and C | | | | | | |
| | CENTRE UNDERBAR COVER (mm/in) | Refer to Step 11-12 in Pioneer Series 6 Fitting Instructions to trim A | | | | | | |

NOTES FOR DEALERS / FITTERS

It is your responsibility to ensure these fitting instructions are given to the end user or client.