







VEHICLE					PIONEER	CONNECTOR	HEIGHT ADDED mm / in	
TOYOTA Hiace LWB Gen 5 Van Gutters 2dr					62105	RL150S10		
REGION	AUS	NZ	USA	CA	SA	UK	EU	ZA
AVAILABILITY	✓	✗	✗	✗	✗	✗	✗	✗
RUN DATES	2005 - 2019	-	-	-	-	-	-	-
VEHICLE NOTES	- Do not operate sunroof							

VISIT THE ONLINE CALCULATOR FOR CURRENT SYSTEM LOAD LIMIT DATA

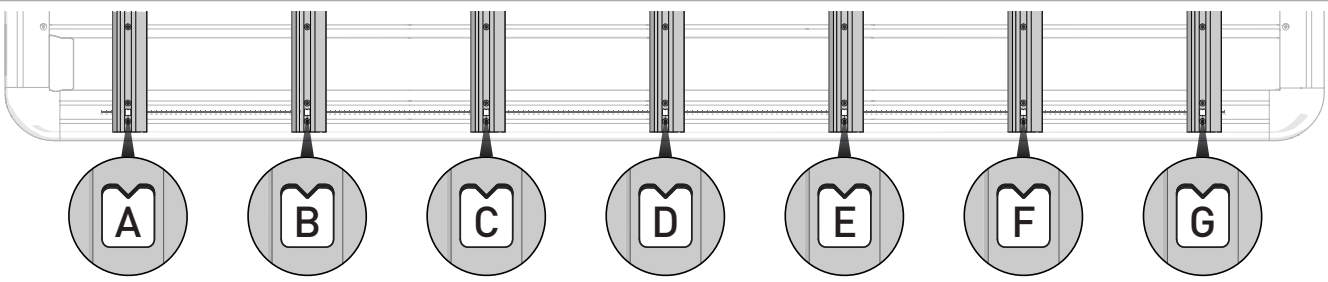


DYNAMIC LOAD LIMIT (ON AND OFF-ROAD):
***USE THE VEHICLE MANUFACTURER'S MAXIMUM ROOF ALLOWANCE IF IT IS LOWER THAN THE FIGURE LISTED**

 CARGO	 SYSTEM WEIGHT						 LOAD LIMIT	OR	 Max kg
UP TO 83 Kg 182 lbs	+	37 Kg 83 lbs	=	UP TO 120 Kg 265 lbs	*VEHICLE MANUFACTURER'S ROOF LOAD LIMIT				


TOTAL STATIC LOAD LIMIT: UP TO 300 Kg / 661 lbs*

UNDERBAR SPACING

		A	B	C	D	E	F	G
FRONT								
	BAR	A	B	C	D	E	F	G
	DIMENSION (CM)	-100.7	-79.4	-41.5	-1.5	39	78.4	118.5
	SPACERS REQ'D	VA-FK1		VA-FK1		VA-FK1		VA-FK1
	CONNECTOR	RL150		RL150		RL150		RL150
	OUTER UNDERBAR COVER (mm/in)	Refer to Step 11-12 in Pioneer Series 6 Fitting Instructions to trim B and C						
	CENTRE UNDERBAR COVER (mm/in)	Refer to Step 11-12 in Pioneer Series 6 Fitting Instructions to trim A						

NOTES FOR DEALERS / FITTERS

It is your responsibility to ensure these fitting instructions are given to the end user or client.