



RHINO-RACK

Aerodynamic & Heavy Duty Roof Rack Systems

S280, RUBK & MUBK Rhino-Rack - U-Bolt Kit

Place these instructions in the vehicle's glove box after installation is complete.

Important: Please read these instructions carefully prior to installation. Please refer to your fitting instruction to ensure that the roof racks are installed in the correct locations. Check the contents of kit before commencing fitment and report any discrepancies.

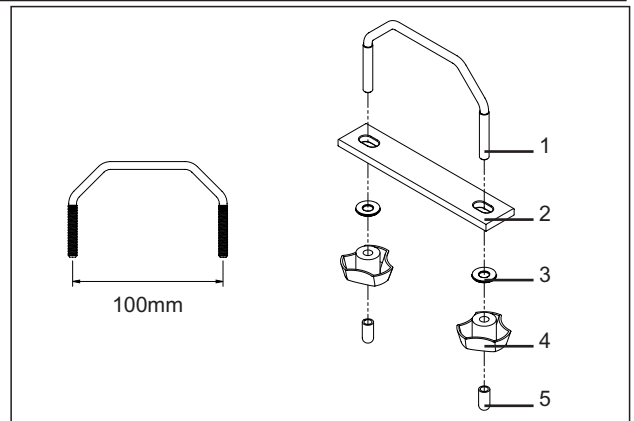
For Roof Rack systems which are mounted in fixed positions or where the standard supplied U-bolt kit is not utilised, the base of the transport box may be re-drilled in alternative locations to provide correct mounting points which match the profile or distance between the crossbars.

U-Bolt Kits

Parts List

S280 - Rhino Sportz & Rola Sports Cross Bar

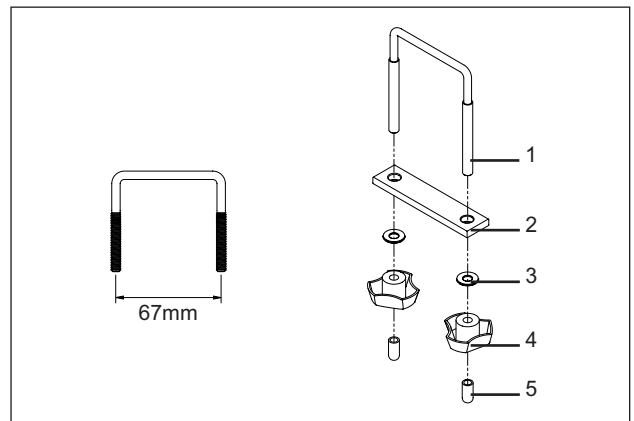
Item	Component Name	Qty.	Part No.
1	M6 x 100mm U-Bolt	4	C005
2	125mm x 128mm x 5mm U-Bolt Plate	4	C008
3	1/4" x 3/4" Flat Washer	8	W025
4	M6 Plastic Knob	8	N008
5	Plastic Tip	8	C310
6	Fitting Instruction	1	RS31



Parts List

RUBK - Suit Rhino-Rack, Rhino Mont Blanc & Suparax Cross Bar

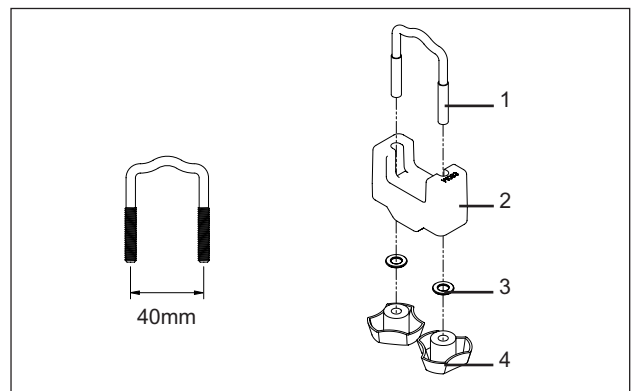
Item	Component Name	Qty.	Part No.
1	M6 x 67mm U-Bolt	4	C004
2	86mm x 20mm x 5mm U-Bolt Plate	4	C007
3	1/4" x 3/4" Flat Washer	8	W025
4	M6 Plastic Knob Nut	8	N008
5	Plastic Tip	8	C310
6	Fitting Instruction	1	RS31



Parts List

MUBK - Suit Mont Blanc, Carac, Thule & Atera Cross Bar

Item	Component Name	Qty.	Part No.
1	M6 U-Bolt	4	C064
2	European Bar "U" Adaptor Block	4	M083
3	M6 x 16mm x 1.6mm Flat Washer	8	W031
4	M6 Plastic Knob	8	N008
5	Fitting Instruction	1	RS31



Rhino-Rack
3 Pike Street, Rydalmere,
NSW 2116, Australia.
(Ph) (02) 9638 4744 (Fax) (02) 9638 4822

Document No: RS-31
Prepared By: Sheila Oliveira
Authorised By: Gary England

Issue No: 02
Issue Date: 24/11/2003

These instructions remain the property of Fetovu Pty Ltd T/as Rhino-Rack and may not be used or changed for any other purpose than intended.