

PIONEER™ 6

THE LEADER OF THE RACK



RHINO-RACK®

RHINO-RACK IS FOUNDED ON THE BELIEF
THAT LIFE IS BETTER WHEN WE

MAKE SPACE FOR ADVENTURE

Our mission is to help you make time and space in your life for adventure, with products that allow you to bring whatever you need wherever you're heading.



LEADING THE WAY INNOVATION FOCUS

**AS A PIONEERING BUSINESS, OUR VISION IS TO REDEFINE
THE FUTURE OF 'RACKS.'**

Embracing innovation and pushing boundaries, we are determined to challenge the conventional norms and introduce cutting-edge products that revolutionise cargo transportation for our next adventure.

By embracing change and harnessing the spirit of adventure, we aim to inspire a new era of transportation solutions that cater to the evolving needs of travelers and adventurers alike.

OUR STORY

RHINO-RACK CELEBRATES 30 YEARS OF INNOVATION AND HELPING COUNTLESS PEOPLE MAKE SPACE FOR ADVENTURE.



1992



Richard Cropley founded Rhino-Rack. Our first racks were sold in Haberfield, NSW.

1998



Began selling internationally, to adventurers in over 60 countries.

2008



Rhino-Rack opened its first warehouse in Denver, Colorado.

2010



Designed and launched our iconic Pioneer™ Platform range.

2018



The Batwing Awning wins our first product design award.

2019



All plastic removed from the Pioneer™ packaging.

2020



Our latest Rhino-Rack® Pioneer™ Platform is awarded a Gold Award at the 2020 Good Design Awards.

2021



Rhino-Rack is acquired by the Clarus Corporation.

2022



Rhino-Rack celebrates its 30th anniversary of bringing innovative, versatile roof and Vehicle Storage solution to the Australian and global customers.

2023



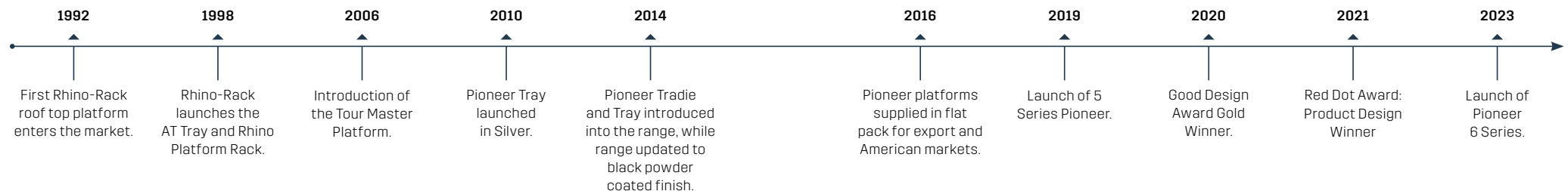
Launch of world's leading tray with Pioneer 6, launch of the universal Sportz crossbar range and opening of new USA head office in Denver, Colorado.

THE PIONEER™ PLATFORM, LEADER OF THE RACK.

BORN FOR THE TRAILBLAZERS, FORGED WITHOUT COMPROMISE, THE PIONEER SERIES 6 ROOF RACK ISN'T JUST AN EXTENSION OF YOUR VEHICLE – IT'S AN EXPANSION OF YOUR POTENTIAL.

Empowering adventurers from families to 4WD enthusiasts, water sports lovers to hard-working tradies, Pioneer Platform is the go-to setup for elevating your journey and storing gear with unmatched convenience.

Discover the power of Pioneer as a brand and product, designed to unlock the full potential of your adventures. Whether you're hitting the trails or cruising the waves, Pioneer Platform leads the way as the Leader of The Rack!



INTRODUCING THE ALL-NEW PIONEER™ SERIES 6

**THE PIONEER SERIES 6 IS THE ULTIMATE ROOF RACK
THAT EXPANDS YOUR ADVENTURES – NOT JUST YOUR
VEHICLE'S CAPABILITIES.**

Designed to be the pinnacle of engineering, the Series 6 is a leap ahead of our already impressive predecessors and challenges the boundaries of aerodynamics, physics, and durability.

The Pioneer Series 6 is our strongest and most versatile roof rack ever, yet it still boasts up to a 60% reduction in drag, a 20% reduction in weight, and 25% more usable channels—enabling every inch of the platform to be utilised for mounting accessories. Quieter and lighter than ever, our unique alloy components and scuff-resistant coating ensure there's no compromise on quality, allowing you to load more than ever before without sacrificing your gear for adventure.

With integrated wiring capabilities, additional east/west mounting channels, and over 90 accessories for mounting everything from kayaks to fishing rods, the Series 6 makes you the Pioneer of your adventure.



THE STRONGEST AND MOST VERSATILE ROOF RACK

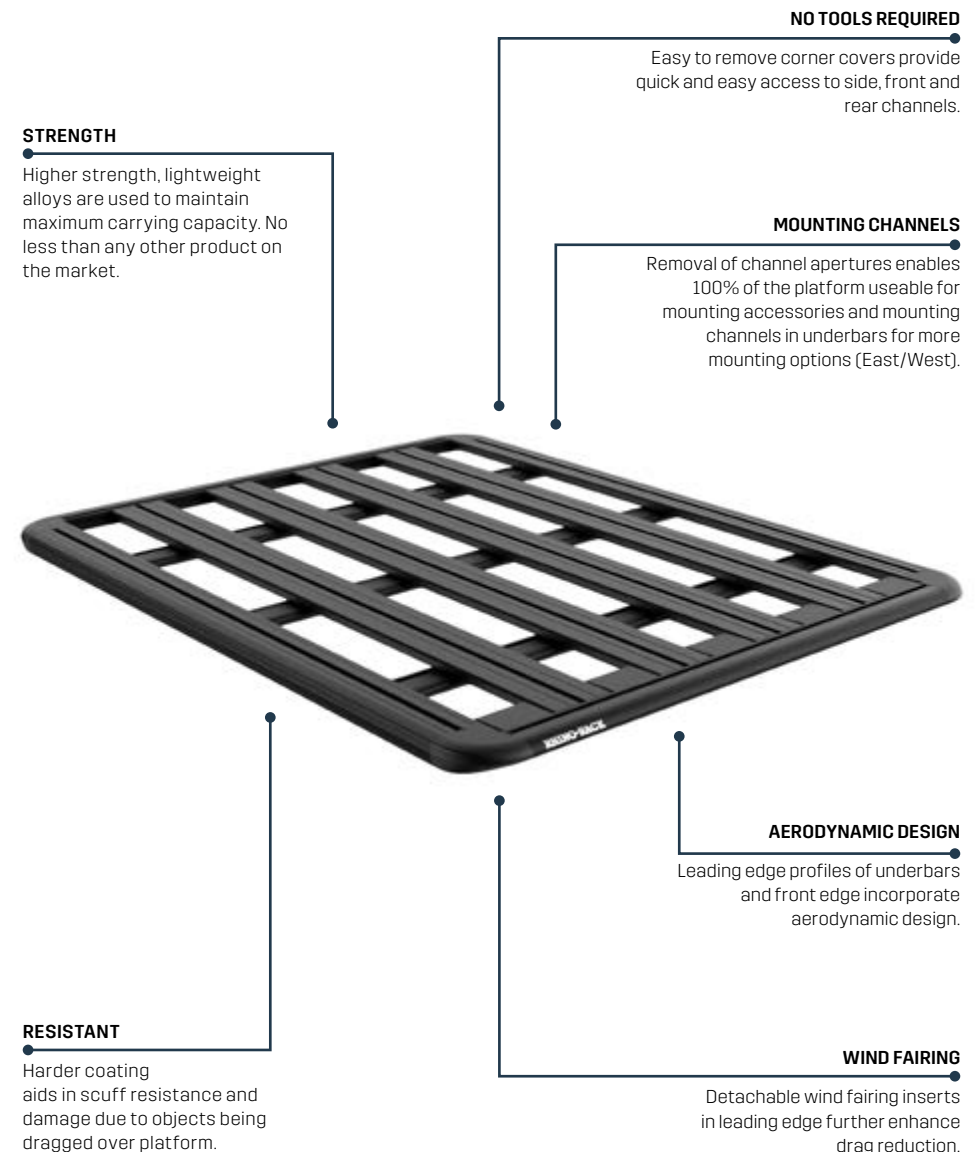
OUR STRONGEST AND MOST VERSATILE ROOF RACK EVER, YET IT STILL BOASTS UP TO A 60% REDUCTION IN DRAG, A 20% REDUCTION IN WEIGHT, AND 25% MORE USABLE CHANNELS –ENABLING EVERY INCH OF THE PLATFORM TO BE UTILISED FOR MOUNTING ACCESSORIES.

Quieter and lighter than ever, our unique alloy components and scuff-resistant coating ensure there's no compromise on quality, allowing you to load more than ever before without sacrificing your gear for adventure.

With integrated wiring capabilities, additional east/west mounting channels, and the most comprehensive ecosystem of accessories on the market, the Pioneer 6 Platform makes you the Pioneer of your adventure!

PIONEER™ SERIES 6

RHINORACK.COM/PIONEER



PIONEER™ PLATFORM

- Quietest & lightest Rhino-Rack Pioneer Platform... Ever!
- Up to 60% reduction in drag from its predecessor
- Stronger alloys that maintain strength but reduce weight by 20% too
- No channel apertures make 100% of the platform usable for mounting accessories
- Improved performance with up to 25% more usable channels
- Our hardest coating ever, reducing damage and scuffs
- East/West mounting channels for more mounting options than ever before
- Integrated wiring capabilities within all extrusions
- Detachable wind fairing inserts in leading-edge further enhance drag reduction
- Most comprehensive ecosystem of accessories for mounting everything from kayaks to fishing rods in seconds



PIONEER™ TRADIE

- Open front and rear
- Aluminium alloy
- Welded side rails
- Designed to withstand harsh environmental conditions
- Full range of Rhino-Rack accessories
- 5 year warranty



PIONEER™ LT

- Suitable for Suzuki Jimny, Jeep Wrangler and Jeep Gladiator
- Lightweight alloy for minimise system weight
- Comes with a complete DIY kit
- Durability tested to ensure it is suitable for overlanding and off-road use





YOUR ULTIMATE RIG

RHINO-RACK BACKBONE

For unbeatable performance and looks, the Pioneer™ platform with a Backbone mounting system is the go-to for your ultimate rig! Backbone™ mounting systems are a vehicle specific solution.

PIONEER MOUNTING SYSTEMS

A Pioneer™ mounting system generally consists of a platform and Backbone™ combination tailored to suit your vehicle's make and model. Depending on your roof type and your specific needs, you will be able to identify the mounting system options available.

To ensure we continue to offer our users the best solution on the market, Pioneer™ continues its legacy through its compatibility with our industry leading mounting systems. The integrated underbars on Pioneer platforms now mount directly with our RX Legs. Please check your vehicle user manual for your vehicle's load carrying capacity.

BACKBONE



RX FLUSH RAIL LEG



RCH & RCL



RX RAISED RAIL LEG



RL GUTTERMOUNT LEG



A TAILORED SETUP FOR EACH ADVENTURE

THE PIONEER CONTINUES ITS LEGACY
WITH COMPATIBILITY AND INDUSTRY
LEADING MOUNTING SYSTEM





OVERLANDING

EMBARK ON THE THRILLING ADVENTURE OF OVERLANDING, WHERE YOU EMBRACE COMPLETE INDEPENDENCE AND VENTURE INTO UNCHARTED TERRITORIES, OFF THE GRID AND AWAY FROM THE CONVENTIONAL PATH.

STOW
IT BASE
BRACKETS
SSIT2

BATWING
AWNING
+ STOW IT
MOUNTING
SYSTEM
33114

TIE DOWN STRAP
+ HOOK (X2)
RTDH3

EYE BOLTS + ZWIFLOC
PEB4

PIONEER SERIES 6
+ BACKBONE
JC-01707

PIONEER RECOVERY
TRACK FLAT BRACKET
61013

STOW IT UTILITY
HOLDER - LARGE
LSIT


STOW IT UTILITY
HOLDER REGULAR +
RHINO-RACK
SHOVEL
RSIT2 + 43123

SET UP BY
@beljones_
Nissan Patrol GU



CAMPING

EXPERIENCE THE AWE-INSPIRING WONDERS OF THE GREAT OUTDOORS, WHERE YOU CAN TRULY IMMERSE YOURSELF IN NATURE, UNWIND AND EMBRACE THE SERENITY THAT SURROUNDS YOU.



DOME 1300
SIDE WALL
32131

DOME 1300
AWNING +
STOW IT
32141

PIONEER +
BACKBONE
62111 + RJTB1

SET UP BY
@amanda_blanks
@danraardon122
Jeep Gladiator

RECOVERY
TRACTION
BOARD HOLDER
MSIT

STOW IT BASE
BRACKET +
UNIVERSAL
ADAPTER
SSIT2 + USIT

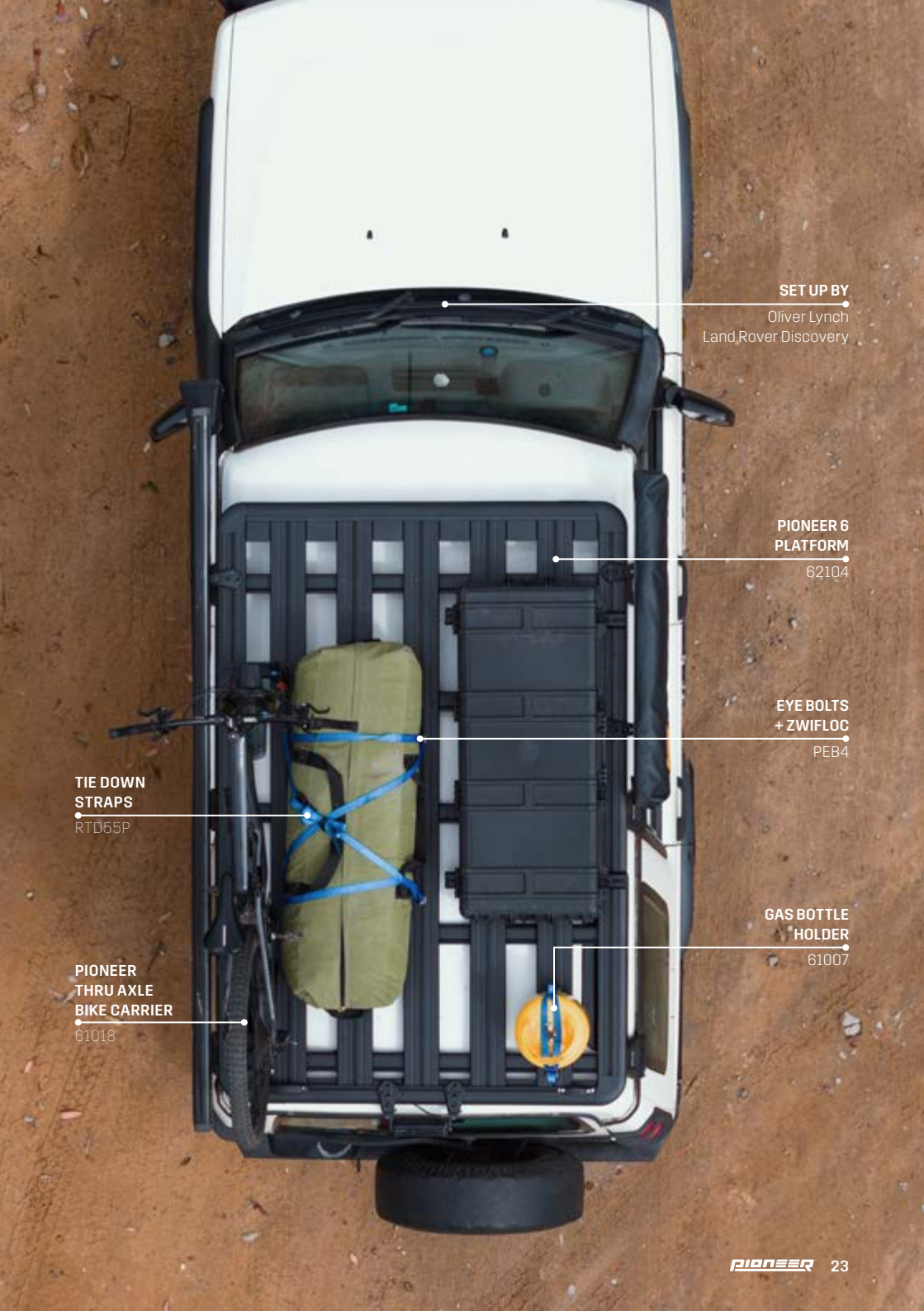
ALUMINIUM
FOLDING LADDER
RAFL

ZWIFLOC
(HOLDING BOX ON)
HSIT



CYCLING

WHETHER YOU'RE HITTING THE DIRT TRAILS OR CYCLING THE SPECTACULAR COASTLINE, THE RUSH OF ADRENALINE AND THE SENSE OF ACCOMPLISHMENT YOU FEEL AS YOU EMBARK ON A NEW ADVENTURE IS LIKE NO OTHER.



SET UP BY

Oliver Lynch
Land Rover Discovery

PIONEER 6
PLATFORM

62104

EYE BOLTS
+ ZWIFLOC

PEB4

TIE DOWN
STRAPS

RTD55P

PIONEER
THRU AXLE
BIKE CARRIER

61018

GAS BOTTLE
HOLDER

61007



TOURING

TOURING IS MORE FOR THE JOURNEY RATHER THAN THE DESTINATION, OFTEN TAKING LONG, SLOW TRIPS ACROSS HUGE DISTANCES, AND VENTURING OFF THE BEATEN PATH WHENEVER POSSIBLE. WE OFFER A RANGE OF ACCESSORIES TO ENSURE YOU CAN GO FURTHER, AND STAY LONGER.

RHINO-RACK
SHOVEL
43123

JERRY CAN
HOLDER
61006

STOW IT
UTILITY
HOLDER -
REGULAR
RSIT2

RECOVERY BOARD
HOLDER
61013

STOW IT UTILITY
HOLDER - LARGE
LSIT

PIONEER 6
PLATFORM
+ BACKBONE
JC-01744

SET UP BY

@SEANSCOTTPHOTOGRAPHY
79 SERIES LANDCRUISER



WATER SPORTS

RIDE THE WAVES OF ADVENTURE AND PADDLE, SURF OR SKI WHENEVER THE WATER CALLS. WITH THE RIGHT SETUP, MAKING SPACE FOR ADVENTURE HAS NEVER BEEN EASIER.

SET UP BY

@CASSIEE.S
NISSAN NAVARA

BATWING COMPACT AWNING + STOW IT

33116

STOW IT UTILITY HOLDER - LARGE

LSIT

WRAP PADS

43150

TIE DOWN STRAPS

RTD35P

PIONEER 6 PLATFORM

62101

GRAB HANDLES

61003

STOW IT ROLLER ADAPTOR

OSIT

LADDER ROLLER

LR880



WEEKEND ADVENTURE

THERE'S NO BETTER WAY TO EMBRACE THE AUSTRALIAN SPIRIT THAN BY VENTURING INTO THE BREATHTAKING OUTDOORS. WHETHER IT'S A FAMILY CAMPING EXPEDITION OR A FUN-FILLED DAY AT THE BEACH.

RECOVERY
TRACTION
BOARD
HOLDER

MSIT

PIONEER +
BACKBONE


JC-01662

BATWING +
STOW IT

33114

JERRY CAN HOLDER

61005



SET UP BY

@finchtouring
LandCruiser Prado

SPADE

43124

STOW IT REGULAR
UTILITY HOLDER

RSIT2

LUGGAGE
BAG 200L

LB200

STOW IT UTILITY
HOLDER - LARGE

LSIT

STOW IT
BASE BRACKET +
UNIVERSAL
ADAPTER

SSIT2 + USIT



SNOW

WHEN SKI SEASON ARRIVES, EVERY SNOW LOVER EXPERIENCES THE SAME EXCITEMENT! OUR SKI AND SNOWBOARD CARRIERS ARE A GREAT WAY TO MAXIMIZE THE NUMBER OF PEOPLE YOU CAN TAKE UP THE MOUNTAIN OR KEEP YOUR VEHICLE'S INTERIOR FREE FROM DAMAGE, MUD, AND WATER.

SET UP BY

@JACKSMITHARTHUR
LAND ROVER DEFENDER

MASTERFIT ROOF BOX

RMFT370A

BATWING COMPACT AWNING + STOW IT

33116

STOW IT UTILITY HOLDER - REGULAR

RSIT2

SKI AND SNOWBOARD CARRIER

574

PIONEER 6 PLATFORM + RL LEGS

JC-01669

ALUMINIUM FOLDING LADDER

RAFL

RHINO-RACK SHOVEL


43123

STOW IT UTILITY HOLDER - LARGE

LSIT

PIONEER GRAB HANDLE


43245





TRADE

ESCAPE THE STRESS OF A LONG WEEK AND TRANSITION YOUR VEHICLE SEAMLESSLY FROM WORK TO THE WONDERS OF THE GREAT OUTDOORS.



PIONEER
PLATFORM
ON CANOPY
MOUNT
62100

PIONEER
ROLLER
LR880

STOW-IT
UTILITY
HOLDER -
REGULAR
RSIT2

RHINO-RACK
SHOVEL
43123

PIONEER FOR YOUR UTE TUB

THE RECONN-DECK™ UTE TUB SYSTEM WITH PIONEER HAS BEEN DESIGNED TO EASILY INCREASE YOUR VEHICLE STORAGE CAPACITY, SO YOU CAN MAKE EVEN MORE SPACE FOR ADVENTURE.

Compatible with the Pioneer accessory range, allowing you to easily swap accessories between ute and tub, providing a versatile ute tub solution to suit your adventure needs. The system for each vehicle has been rigorously tested to meet City Crash and ISO 11154 standards.

- Gain another level of space- for further information on Reconn-Deck please visit rhinorack.com/reconn-deck
- Quick and easy to install or dismantle (includes tools).
- Compatible with a huge range of Pioneer Accessories.
- Accessories interchangeable with roof and Reconn-Deck Pioneer Platform.
- Underside channels can be accessed to mount recovery tracks, shovel or other accessories.





ROOF RACKS TO SUIT THE MOST POPULAR CANOPIES AND UTILITIES ON THE MARKET

OUR ENGINEERING TEAM TESTS EACH CANOPY TO ENSURE THEY ARE FITTED WITH THE STRONGEST, MOST SUITABLE OPTION.

Just because you have added a canopy on the back of your ute doesn't mean you can't add racks or trays to carry more gear. Choose from our range of leg and bar options or select from our Pioneer™ range. We have all sorts of cleverly designed accessories, legs and spacers to ensure your load is level and safe.

To find the perfect fit for your canopy, go to rhinorack.com/canopy



UNIVERSAL BACKBONE

A mounting system for that allows for a modular angular adjustment across a wide range of Canopies/Cap Toppers.

Easily mount a Pioneer Platform or crossbars on top. The Universal Backbone is available in three lengths.



CANOPY MOUNT

For lighter load situations where utility posts are not required.



QM CANOPY MOUNT

Complete with internal backing mounts to fit a Quick Mount™ RLT600 leg onto a canopy.



ARTIFICIAL GUTTER

An ideal product to mount roof racks to a range of canopies.



TRACK ADAPTOR PLATE


Connect a standard gutter mount leg to any of the Rhino-Rack track systems.

PIONEER OVERLANDING COMPLETE KITS

A ONE BOX DIY SOLUTION

OVERLANDING KIT FOR JEEP OR SUZUKI JIMNY

This lightweight yet durable roof rack system for your Jeep or Suzuki Jimny features a refined Pioneer™ LT tray that minimises added vehicle height and system weight whilst still maintaining durability for your roughest adventures. Combined with the DIY-friendly gutter clamp backbone, the entire system is adventure ready with only a 45-minute installation.



SUZUKI JIMNY OVERLANDING KIT | ROL1S1



JEEP OVERLANDING KIT | ROLJ1



TECHNOLOGY


ZWIFLOC™

EASY & FLEXIBLE


TO ALLOW ALL THE VERSATILITY YOU NEED

Our innovative Zwifloc™ fastening system allows compatible accessories to be placed anywhere on the channels without the need to move other accessories around.


The patented Zwifloc™ hardware simply drops into the channel, so there is no need to position via a traditional channel aperture. Compatible with all Pioneer™ systems and Recon-Deck™ bars.



Zwifloc™ simply drops into your Recon-Deck bar or Pioneer, and sits flush within the channel.



Tighten the bolt to engage.



High tensile M6 nut rotates within the housing cage to lock in under the channel lip.

EYE BOLTS WITH ZWIFLOC™

DROP IN ANYWHERE

The Eye Bolts with Zwifloc™ are designed to provide versatile tie down points for your Pioneer platform, Recon-Deck or Vortex cross bars. The kit includes 4 Eye Bolts, each with the patented Zwifloc™ channel nut, which allows quick and easy installation anywhere without moving other accessories.

SIMPLY TWIST IN AND TWIST OUT

The patented Zwifloc™ channel nut gives you the flexibility to add, remove or reposition the eye bolts anywhere on a Pioneer platform or Recon-Deck system.

Personalise your accessory layout. No need to slide the eye bolts into position or move other accessories around - simply place them wherever you need them to be.



SCAN HERE

Or visit rhinorack.com/zwifloc to find all the products that include Zwifloc channel nuts.

TECHNOLOGY

STOW IT™

MULTI-FUNCTIONAL

TO SUIT EVERY ADVENTURE

Start your journey with the STOW IT Base Bracket, which includes two Base Brackets and all mounting hardware, including Zwifloc™ channel nuts.

The STOW IT Base Bracket mounts directly to your Pioneer Platform or crossbar and is the core of this mounting system, allowing you to easily change the adaptor to suit your accessory needs.



STOW IT UTILITY HOLDER (REGULAR) | RSIT2



STOW IT AWNING ADAPTOR | BSIT



STOW IT LIGHT BAR ADAPTOR | ISIT



STOW IT ROLLER ADAPTOR | OSIT



UNIVERSAL ADAPTOR | USIT



STOW IT RECOVERY TRACTION BOARD HOLDER | MSIT



STOW IT BASE BRACKET | SSIT2



STOW IT UTILITY HOLDER (LARGE) | LSIT



SCAN HERE

Or visit rhinorack.com/stow-it to learn more.

OUR COMMITMENTS

UNWAVERING COMMITMENT TO SAFETY AND QUALITY

At Rhino-Rack, we are committed to educating our customers on the safe use and enjoyment of our products. Our products undergo rigorous crash testing and vehicle load rating, ensuring durability and reliability. We take the safety of our customers, and others on the road, as our number one priority.

CRASH CITY TESTING

AT RHINO-RACK, OUR TOP PRIORITY IS TO ENGINEER PRODUCTS OF THE UTMOST QUALITY TO GUARANTEE YOUR SAFETY AND SATISFACTION.

We subject all Rhino-Rack products to rigorous safety standards testing, adhering to the ISO standard. This includes comprehensive City Crash Testing to ISO11154 and Static Load Testing to ISO11154.

We also put our prototypes to the test in real-world Aussie conditions, experimenting with functions that enhance the safety, ease of use, and overall enjoyment of our equipment.

Rest assured, we go the extra mile to ensure that our products meet and exceed your expectations.



INNOVATING FOR EFFICIENCY

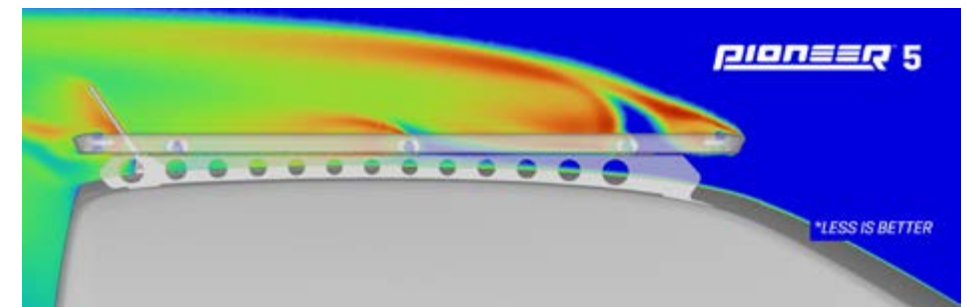
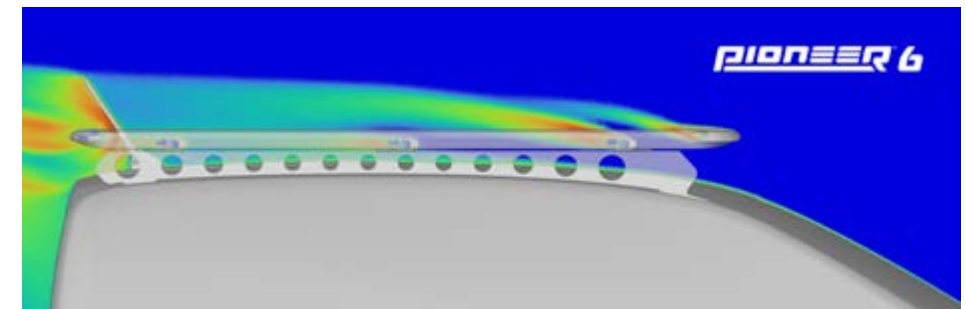
60% DRAG REDUCTION

CFD AND DRAG EFFICIENCY

Amidst the surge in fuel prices and the market's call for lighter and more efficient products, the Pioneer 6 is your solution to fuelling your adventures sustainably.

Our innovative approach includes a new streamlined design, meticulously developed through computer simulations to dramatically minimise turbulence and drag. This breakthrough has been accomplished through:

- All new aerodynamic aluminium profiles
- Channel covers and wind fairing inserts to reduce turbulence
- and streamline platform flow
- Drag reduction is key to improving fuel economy and vehicle driving range
- Reducing turbulence can also reduce noise transmission into the vehicle cabin
- CFD analysis shows 60% less drag than Series 5 Pioneer



VEHICLE LOAD RATING

IT IS VITAL FOR YOU TO UNDERSTAND THE CAPACITY OF YOUR VEHICLE'S ROOF, TUB, AND STORAGE SOLUTIONS.

We have developed a comprehensive load rating calculator to help you understand your load rating.

THERE ARE THREE LOAD RATINGS THAT APPLY IN DIFFERENT SITUATIONS. THESE ARE:

- On-road refers to the load rating of a vehicle when traveling on a sealed road
- A static rating is the load rating of a stationary vehicle and is necessary if you're using, for example, a rooftop tent
- The off-road load rating refers to a vehicle traveling on an unsealed road that does not contain a surface protection layer. Sometimes manufacturers will list the load ratings in the vehicle owner's manual, however, you can calculate the off-road load rating yourself using the formula provided in your product fitting instructions.

It is important to remember the on-road rating does not take into consideration the weight of the roof racks. According to our instructions, the on-road rating + weight of the racks is called roof allowance. But remember, if you buy an accessory or holder and attach it to your rack or tray, you must also include the weight of these items in the load.

It is very unsafe to overload your vehicle. Failure to follow the load ratings in each circumstance could result in damage to your vehicle, potential loss of your load, voiding warranty or insurance, or cause traffic accidents. It's illegal to overload your vehicle.

To get started calculating your load rating, you'll need to make note of your vehicle's load rating from your vehicle owner's manual as well as the Rhino-Rack roof rack system you have installed on your vehicle. Once you have this information you can begin by entering your vehicle details into the load rating page at our website.



STATIC

When the vehicle is parked or stationary



ON-ROAD

Driving on paved or sealed roads



OFF-ROAD

Driving on unsealed or dirt roads



SCAN HERE

Or visit
rhinorack.com/loadrating
to see what your chosen
system can carry



Rhino-Rack products can be purchased and installed through our vast network of authorised dealers globally. Head over to **rhinorack.com**, and click "Where To Buy" in the navigation menu to find your nearest Rhino-Rack dealer.

Join the herd! We love hearing about our customers making space for adventure, so don't forget to tag us **@rhinorackau** or **#rhinorack** on socials to keep in touch.

Or head to **rhinorack.com/join** to sign up for email updates!





RHINO-RACK[®]

MAKE SPACE FOR ADVENTURE

PIONEER™ 6

RHINORACK.COM

© Rhino Rack Australia Pty Limited, ABN 63 122 680 639, 22a Hanson Place, Eastern Creek NSW 2766, Australia

Rhino-Rack has made reasonable efforts to ensure that the information within this publication is correct at the time of printing. Although Rhino-Rack monitors the quality of the information and updates the information regularly, human or mechanical error, or changes in circumstances after the time of publication may be possible and may impact the accuracy of the information. Rhino-Rack does not warrant that any information or data in this publication is accurate, complete, current or suitable for any purpose. To the maximum extent permitted by law, Rhino-Rack disclaims all liability for any loss, damage, expense and costs incurred by any person arising out of accessing, downloading, using or relying on any materials in this publication.