


VEHICLE				PIONEER		CONNECTOR		HEIGHT ADDED (mm/in)	
TOYOTA Land Cruiser Prado 90 Series 4WD/SUV Gutters 4 dr				52103		RL110S2			
VEHICLE NOTES	-								
REGION	AUS	NZ	USA	CA	SA	UK	EU	ZA	
AVAILABILITY	✓	✓	x	x	✓	✓	✓	x	
RUNNING DATES	1996 - 2003	1996 - 2003	-	-	1996 - 2003	1996 - 2003	1996 - 2003	-	

VISIT THE ONLINE
LOAD LIMIT
CALCULATOR FOR
CURRENT LOAD DATA

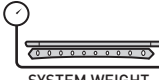


DYNAMIC LOAD LIMIT (ON AND OFF-ROAD):
***USE THE VEHICLE MANUFACTURER'S MAXIMUM ROOF ALLOWANCE IF IT IS LOWER THAN THE FIGURE LISTED**


 CARGO


UP TO **90 Kg**
198 lbs

+


 SYSTEM WEIGHT


30 Kg
66 lbs

=



 LOAD LIMIT

UP TO **120 Kg**
265 lbs

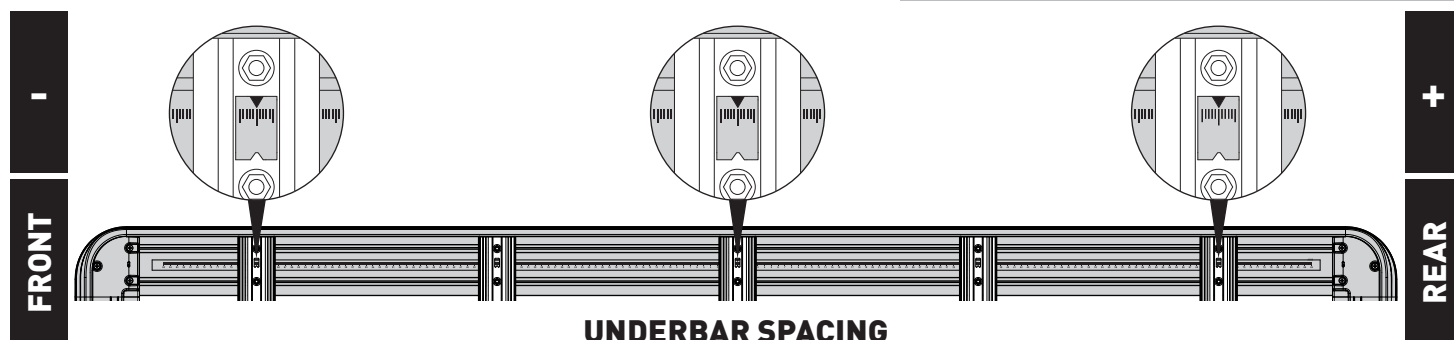
OR


 Max kg

***VEHICLE MANUFACTURER'S ROOF LOAD LIMIT**



TOTAL STATIC LOAD LIMIT: UP TO 330 Kg / 728 lbs*



BAR NO.	A	B	C	D	E	F	G
DIMENSION (CM)	-63.1	-30	12.7	38.4	74.5		
SPACERS REQ'D	VA-FK1		VA-FK1		VA-FK1 / LHS-A2PAIR		
CONNECTOR	RL		RL		RL		

NOTES FOR DEALERS / FITTERS

It is your responsibility to ensure these fitting instructions are given to the end user or client.

Document No: R2204
 Issue No: 2
 Issue Date: 19-Mar-21